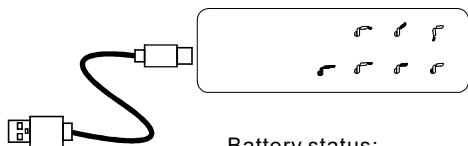




# Montagehandleiding TOFINO relaxfauteuil 3-motorig

## step1



Please charge the controller before using.

Battery status:

Battery is low:

The red LED flashes quickly when the hand control is in use.

Battery is charging:

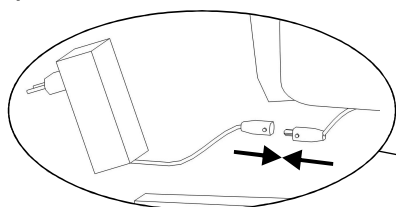
The red LED blinks slowly when the Micro-USB is connected.

(While in charge mode)

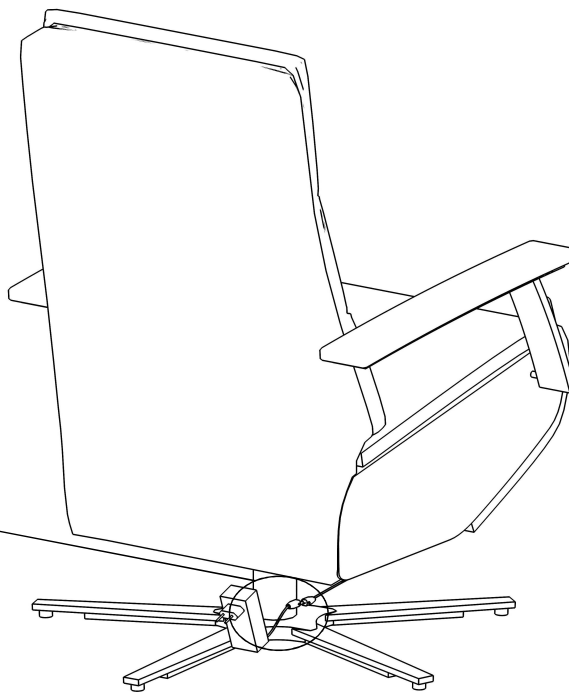
Battery fully charged:

The red LED shines constantly while the Micro-USB is connected.

## step2



connect wires



### Installing remote control

(only required in case of a malfunction)

To reset the remoter, please cut off the power for 5 seconds, reconnect the power supply, and then double press the top two buttons, after a long signal means the resetting is completed.

