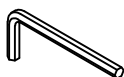





Montagehandleiding Tiptoni armstoel



ASSEMBLY INSTRUCTION

A



M6x16

x4

B



M6

x4

C



M5

x1

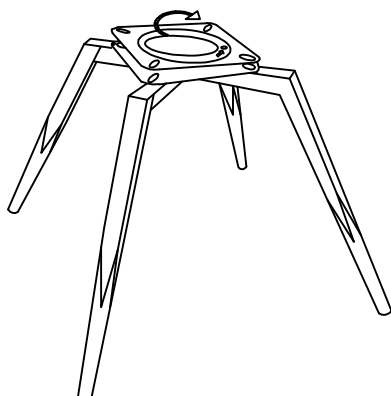
D



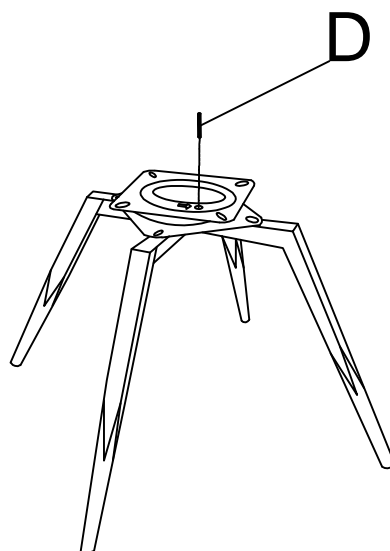
M5

x1

STEP 1

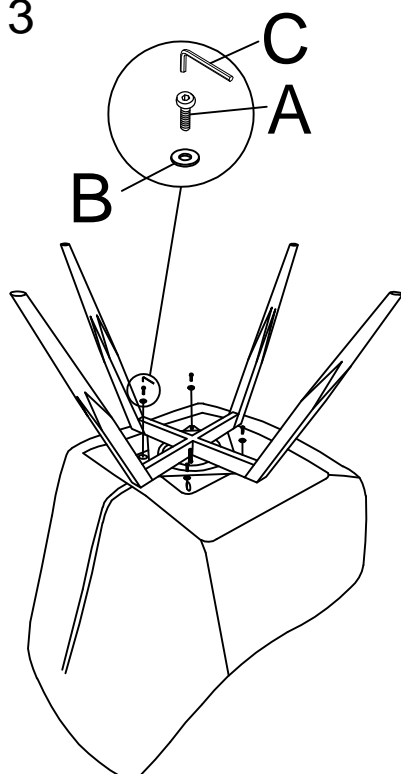


STEP 2



Turn around the rotate plate 45 degree
Put part D into the hole to lock it

STEP 3



After tightening four screws, remove part D

