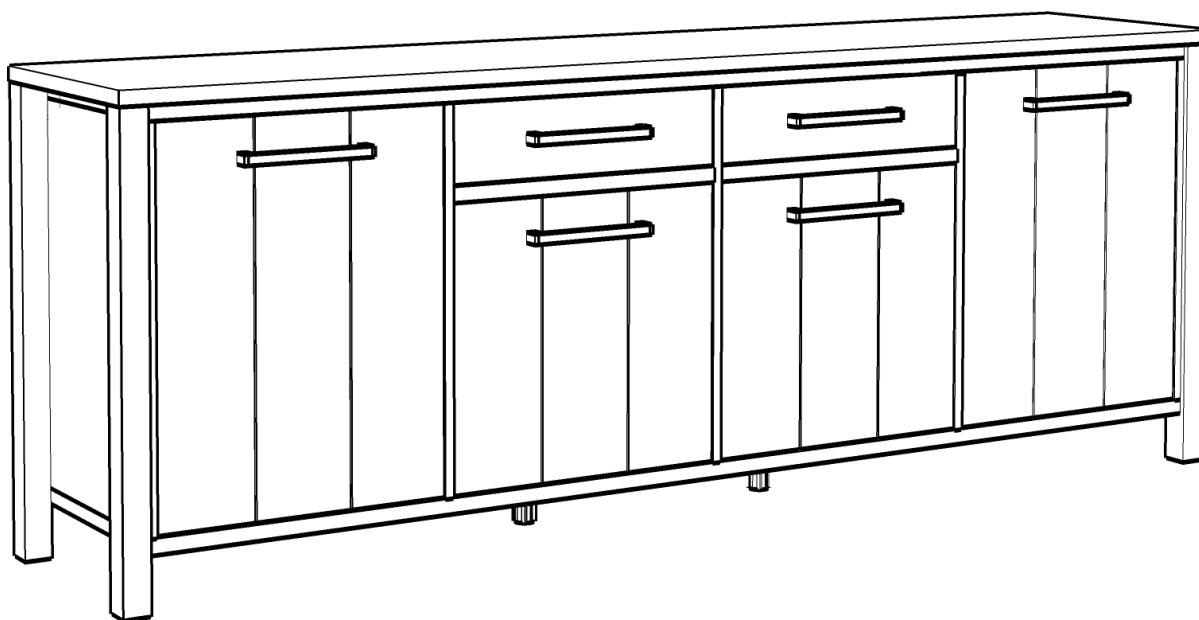
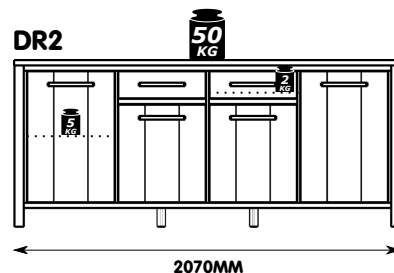
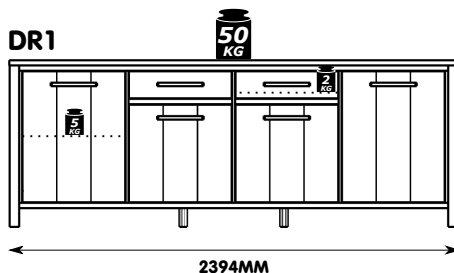
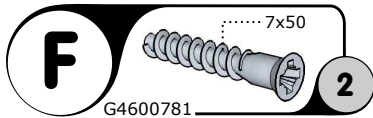
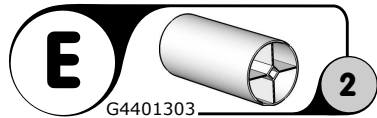
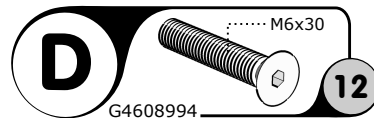
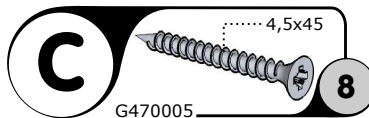
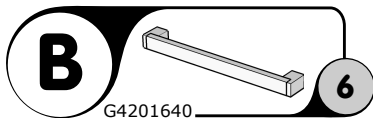
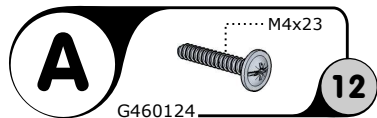
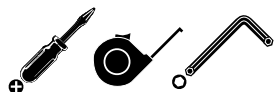


# DR1/DR2



**NL****ONDERHOUDSTIPS**

Oppervlakte kunststofdecor houtstructuur. Onderhoud: met lichte vochtige doek reinigen en hierna direct droog wrijven. De meubels zijn niet voor vochtige ruimten (bad, keuken etc.) bestemd. Vocht op het bovenblad direct opnemen. Montagetekening opbergen.

Het meubel moet door een vakkundig persoon, zoals in de handleiding staat beschreven worden gemonteerd. Door verkeerde montage kunnen gevaren ontstaan.

**D****HINWEISE FÜR DIE PFLEGE**

Oberflächen Kunststoff-Dekor Holznachbildung. Pflegehinweis: Mit leicht feuchtem Tuch reinigen, sofort trocken nachwischen. Möbel nicht für Feuchträume geeignet (Bad, Küche etc.). Nässe auf Oberfläche unverzüglich wegwischen. Aufbauanleitung aufbewahren.

Das Möbel muss durch eine fachkundige Person entsprechend der Aufbauanleitung montiert werden. Bei fehlerhafter Montage kann es zu Gefahren kommen.

**EN****ADVISE ON MAINTENANCE**

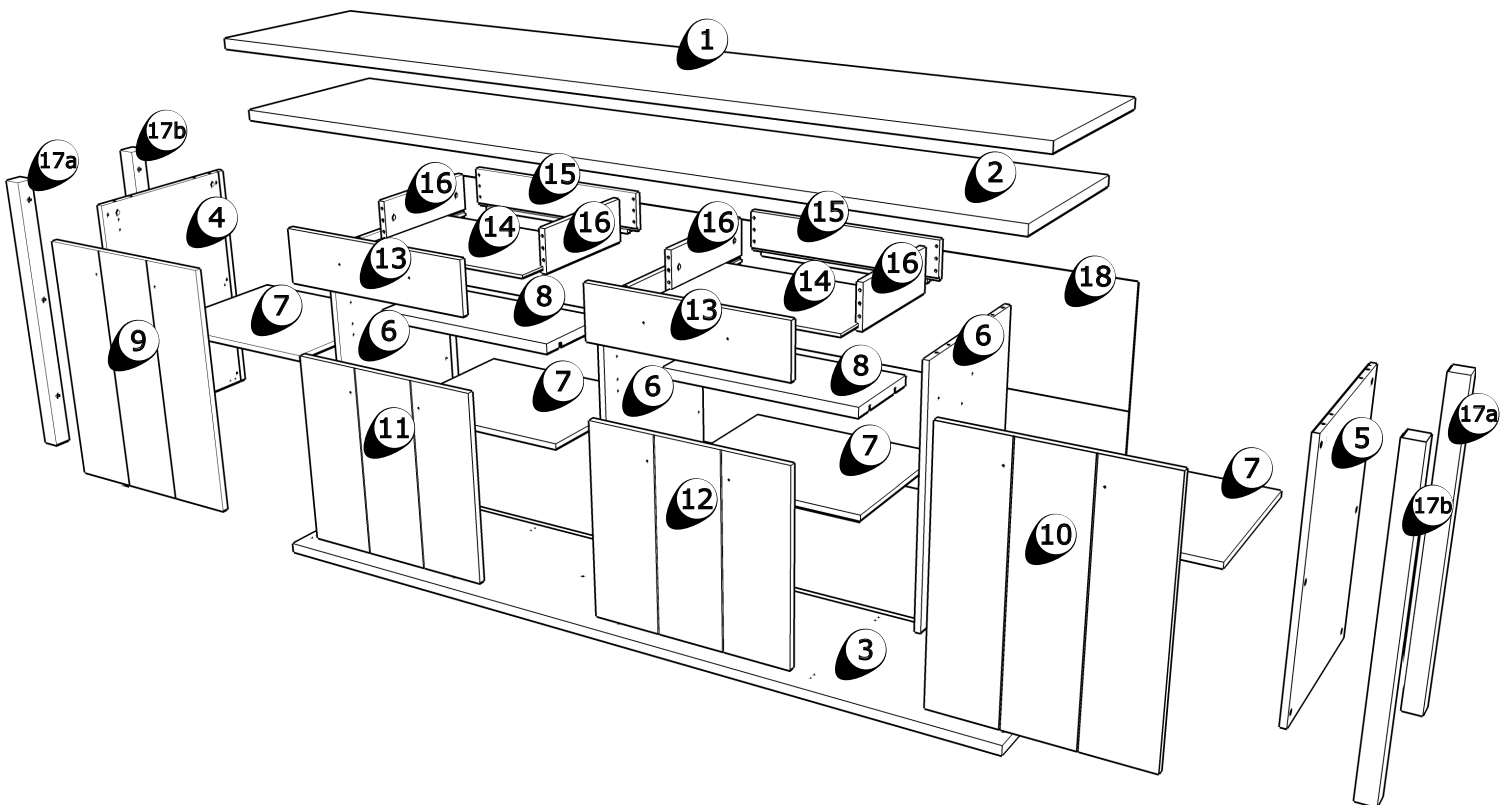
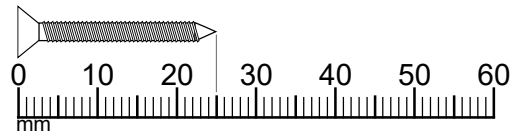

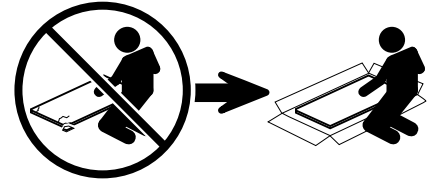
All surfaces in laminated wood colour finishes. Maintenance: clean with slightly moistened cloth, wipe dry immediately. Not suited for damp locations (kitchen, bathroom etc.). Wipe off wetness at once. Retain manual instruction.

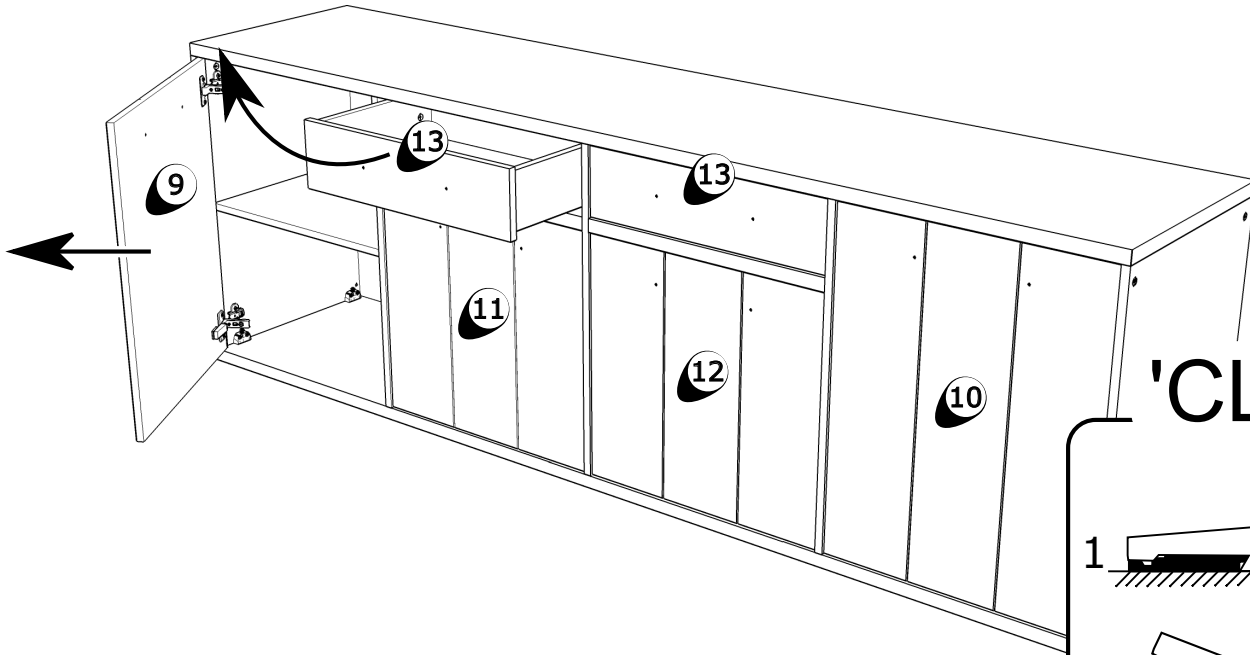
The unit must be put together by a specialist according to the assembly instructions. Hazards may arise in case of incorrect assembly.

**F****CONSEILS D' ENTRETIEN**

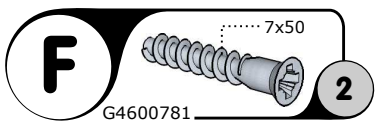
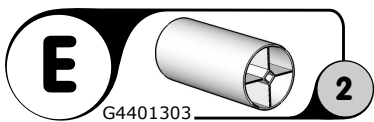
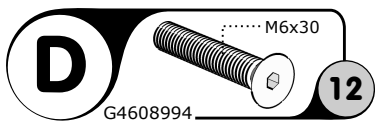
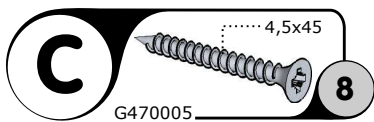
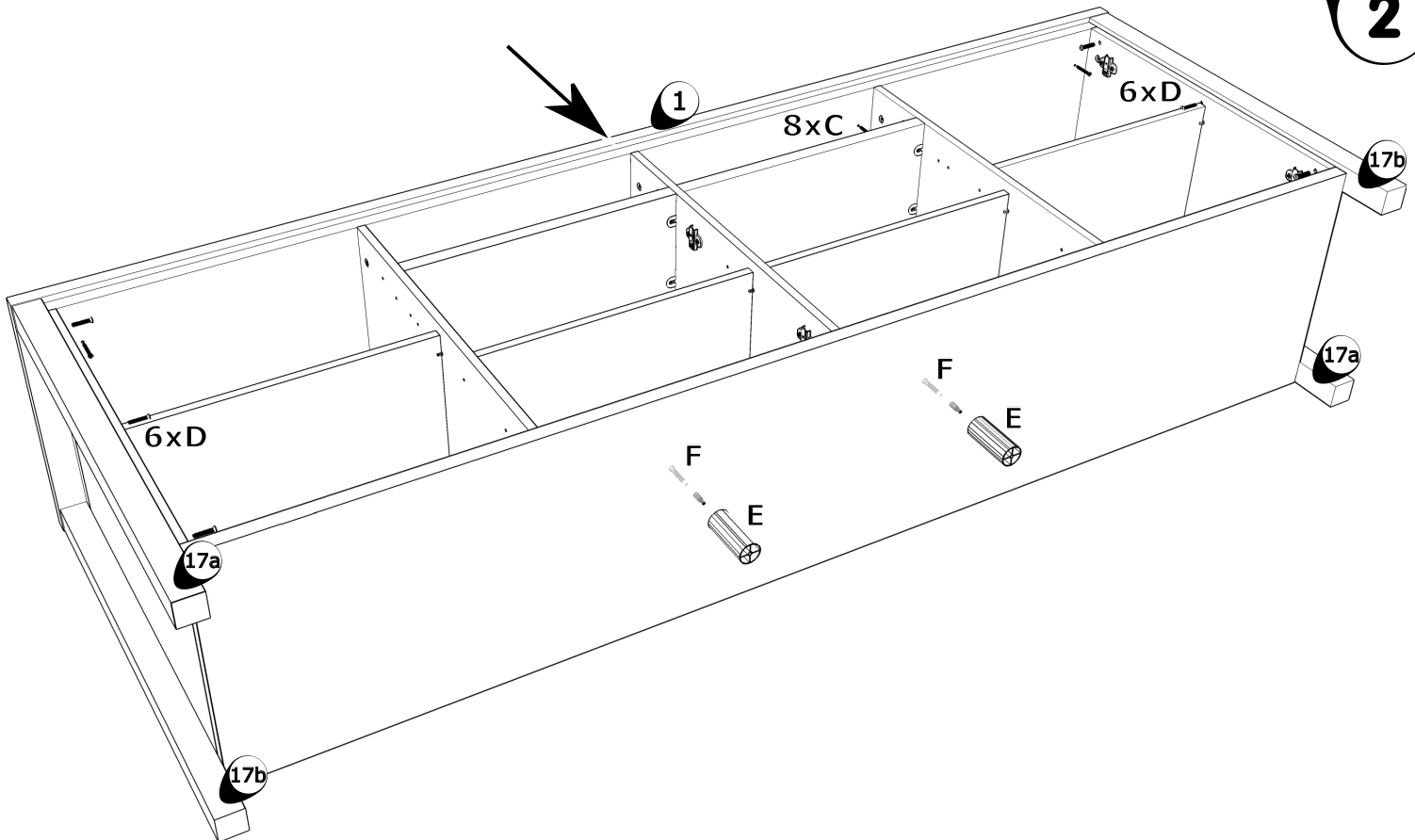
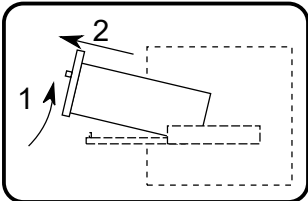
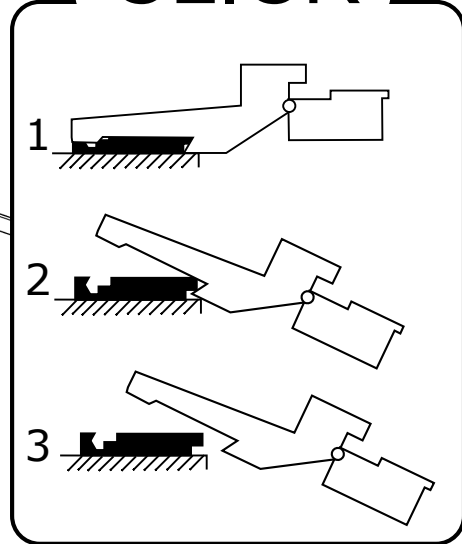
Panneaux de particules revêtus d'un film polymère. Entretien: utiliser un chiffon légèrement humide et repasser de suite avec un autre sec. Meuble inadapté aux pièces humides (bain, cuisine etc.). Toute trace de liquide est à essuyer immédiatement. Notice de montage à conserver.

Le meuble doit être monté par une personne spécialisée en la matière, conformément à l'instruction de montage. En cas d'erreur de montage, des dangers peuvent se manifester.

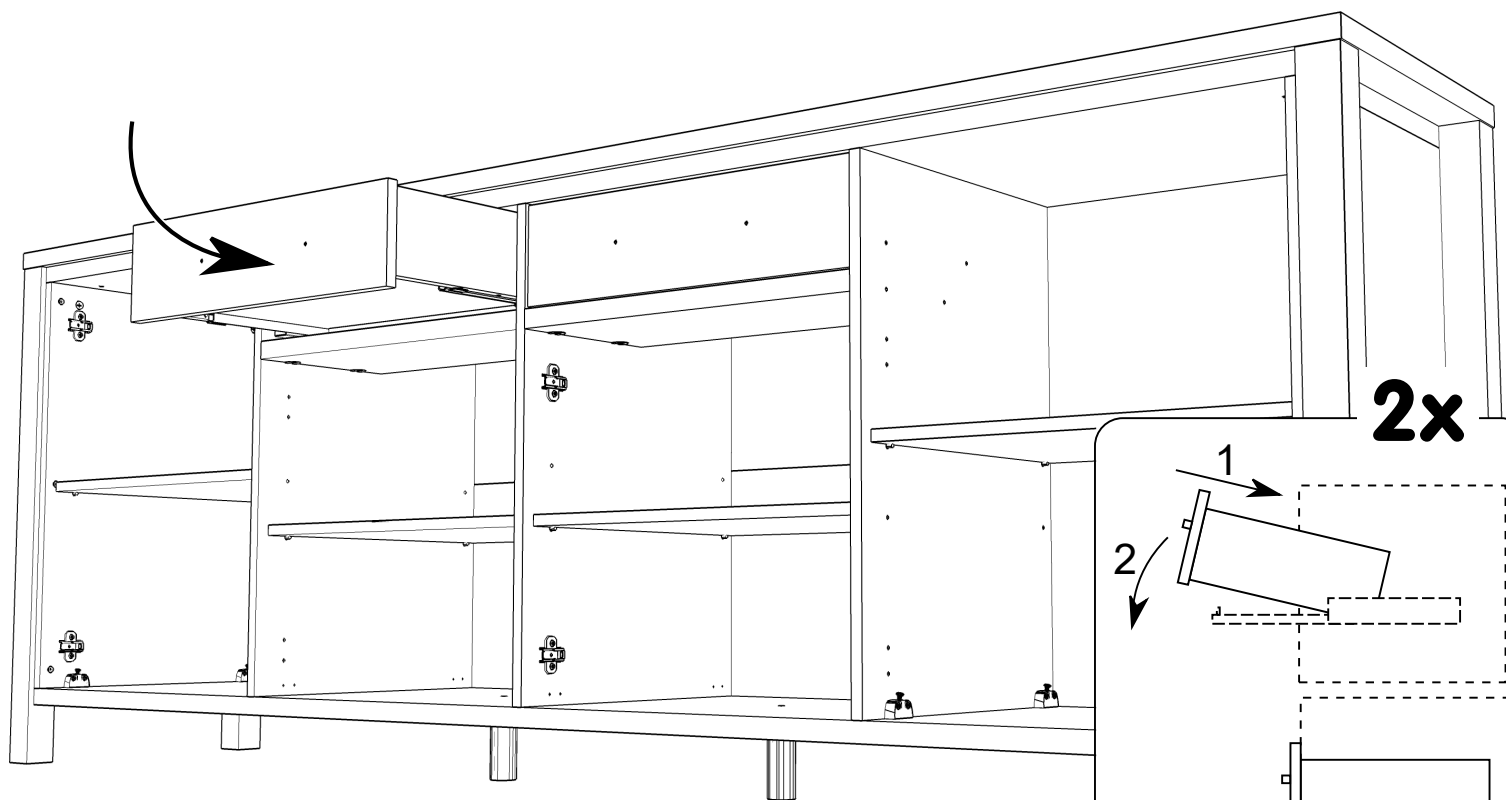




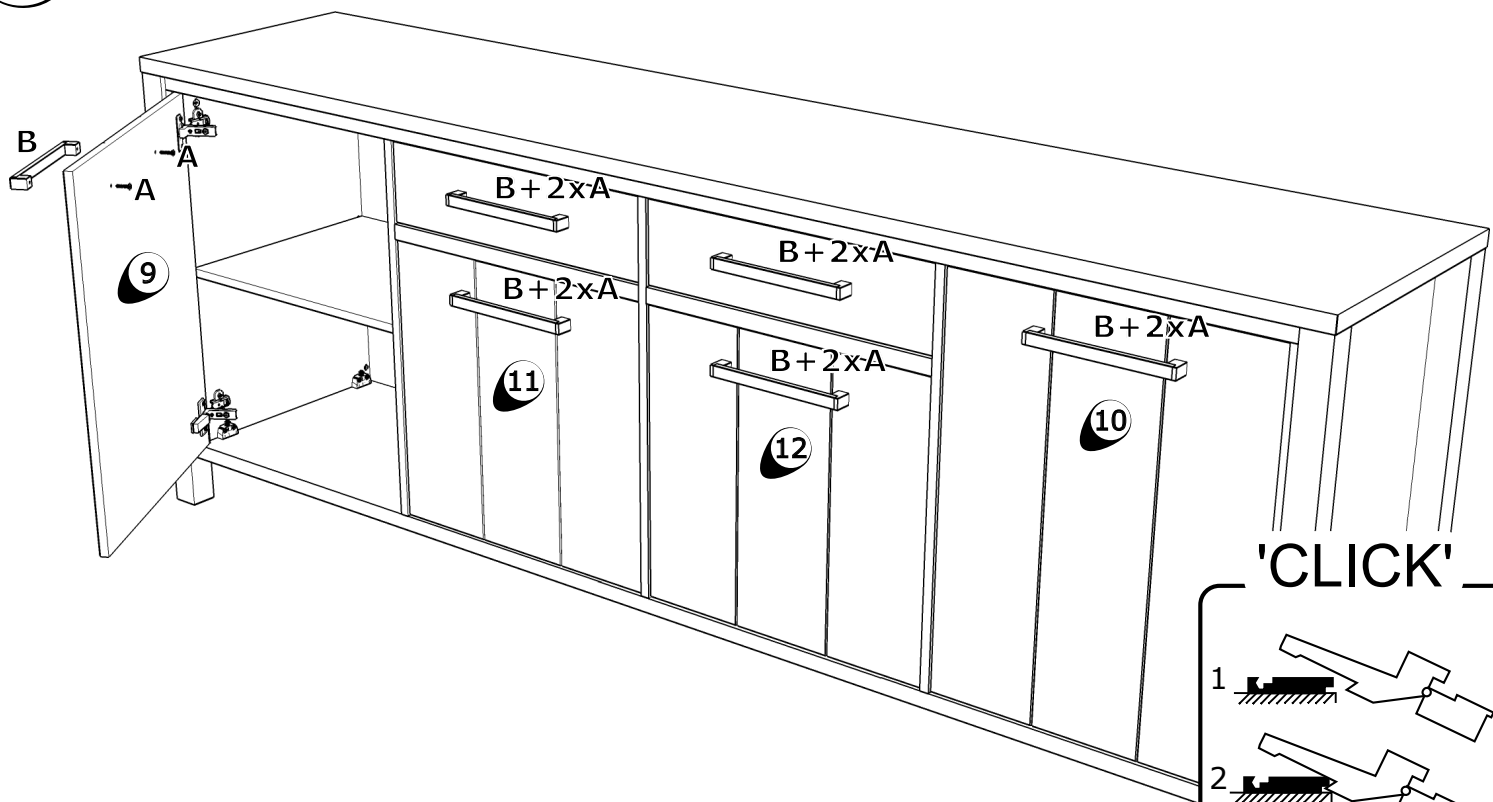
'CLICK'



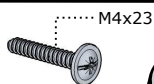
3



4



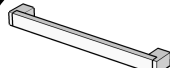
A



12

G460124

B



6

G4201640





## GEGEVENS AANKOPER

INFORMATIONS ACHETEUR - BUYER INFORMATION - KAUFER INFORMATIONEN

### WINKEL

MAGASIN - SHOP - GESCHÄFT

### PLAATS

LIEU - TOWN - ORT

### AANKOOPDATUM

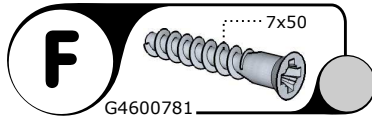
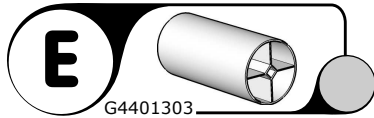
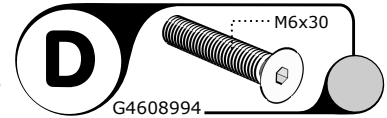
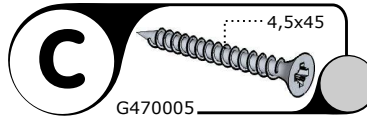
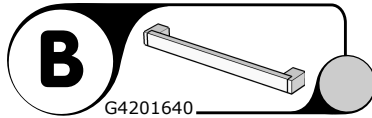
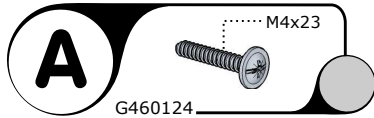
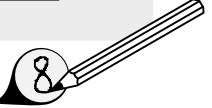
DATE DE L'ACHAT - DATE OF PURCHASE - KAUFDATUM

### REFERENTIE

REFERENCE - REFERENCE - REFERENZ

### KLEUR

COULEUR - COLOR - FARBE



## TOELICHTING EXPLICATIONS - EXPLANATION - ERKLÄRUNG

## GEGEVENS AANKOPER

INFORMATIONS ACHETEUR - BUYER INFORMATION - KAUFER INFORMATIONEN

### WINKEL

MAGASIN - SHOP - GESCHÄFT

### PLAATS

LIEU - TOWN - ORT

### AANKOOPDATUM

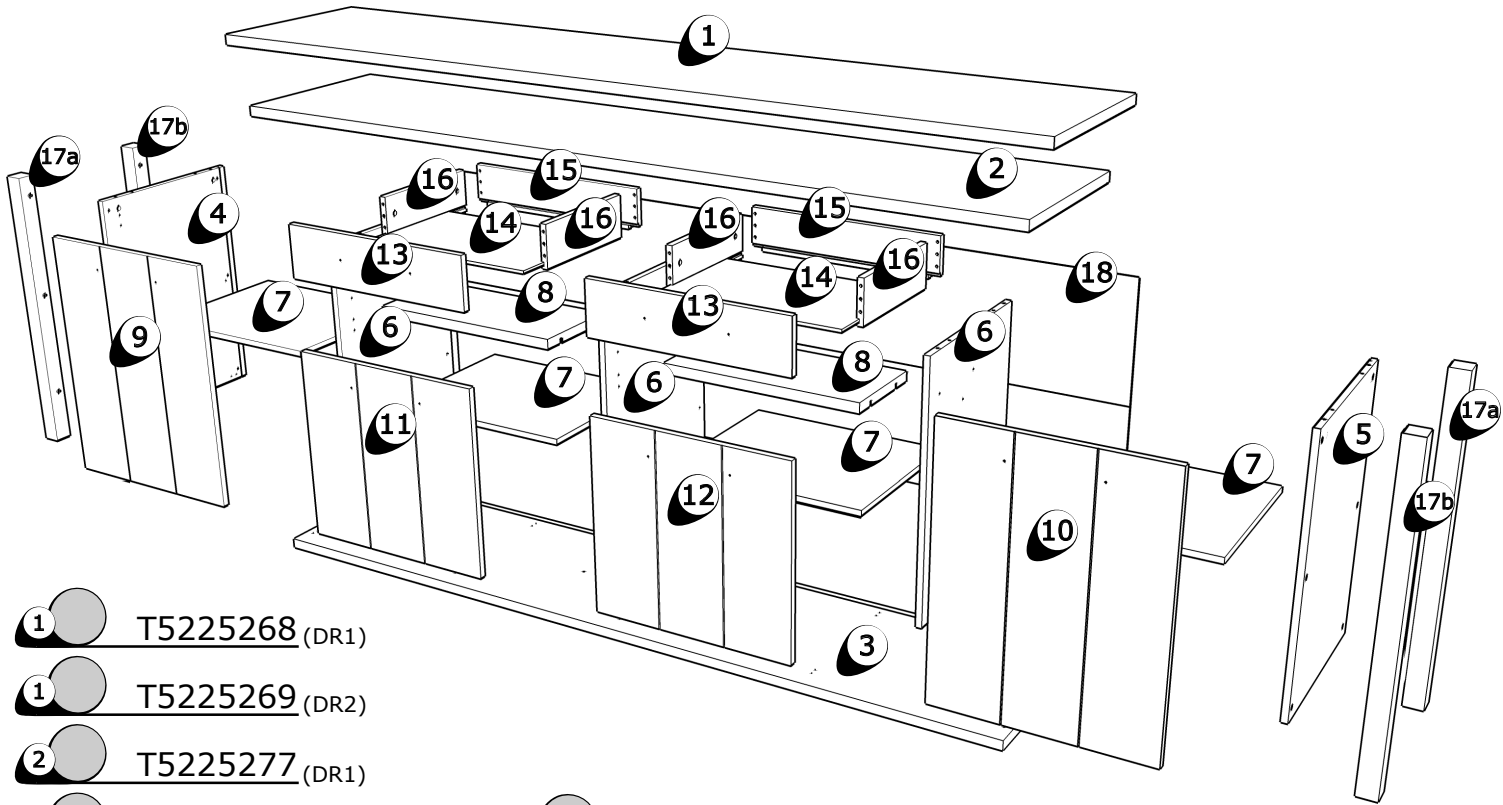
DATE DE L'ACHAT - DATE OF PURCHASE - KAUFDATUM

### REFERENTIE

REFERENCE - REFERENCE - REFERENZ

### KLEUR

COULEUR - COLOR - FARBE



**1** T5225268 (DR1)

**1** T5225269 (DR2)

**2** T5225277 (DR1)

**2** T5225278 (DR2)

**3** T5225558 (DR1)

**3** T5225559 (DR2)

**4** T5225287

**5** T5225565

**6** T5225292

**7** T5225297 (DR1)

**7** T5225298 (DR2)

**8** T5225306 (DR1)

**8** T5225307 (DR2)

**9** T5225310 (DR1)

**9** T5225311 (DR2)

**10** T5225316 (DR1)

**10** T5225317 (DR2)

**11** T5225308 (DR1)

**11** T5225309 (DR2)

**12** G5234314 (DR1)

**12** T5225315 (DR2)

**13** T5225320 (DR1)

**13** T5225321 (DR2)

**14** T5234387 (DR1)

**14** T5234388 (DR2)

**15** G5234378 (DR1)

**15** G5234379 (DR2)

**16** G5234375

**17** G4807812

**18** G100205 L 2269 B713 (DR1)

**18** G100205 L 1945 B713 (DR2)

## TOELICHTING EXPLICATIONS - EXPLANATION - ERKLÄRUNG